



Swedish Wind Power Loss Scenarios & Learning

June 15, 2020

Anders Orebrandt

SWEDISH WIND POWER – LOSS SCENARIOS & LEARNING

CONTENTS

1. KEY TAKEAWAYS
2. TYPE OF DAMAGE
3. MOST FREQUENTLY REPORTED COMPONENT DAMAGE
4. MOST EXPENSIVE COMPONENT DAMAGE
5. AVERAGE AND MAXIMUM CLAIM FOR COMPONENT DAMAGE

SWEDISH WIND POWER – LOSS SCENARIOS & LEARNING

KEY TAKEAWAYS



Blade damage is the most common claim



Mechanical breakdown is still the most common cause for a claim on a turbine



Average insurance claim on the Swedish market is 36,000 EUR



A blade failure average cost is EUR 83,500.

The information in this report is based on **1500** turbines in operation onshore in Sweden during the period 2015-2020.

All costs in this report are **excluding** deductibles.

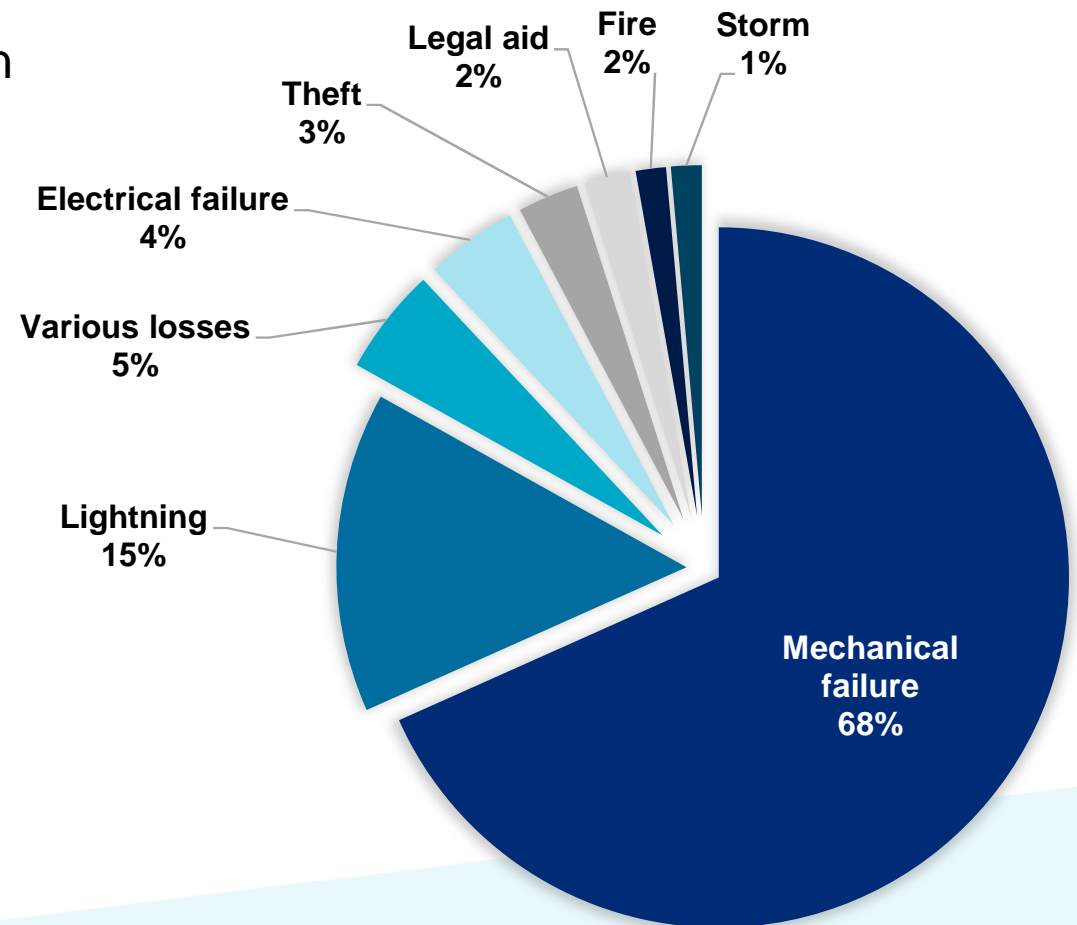
Both cost for property and business interruption are included

The report is based on **+300** claims.

SWEDISH WIND POWER – LOSS SCENARIOS & LEARNING

TYPE OF DAMAGE

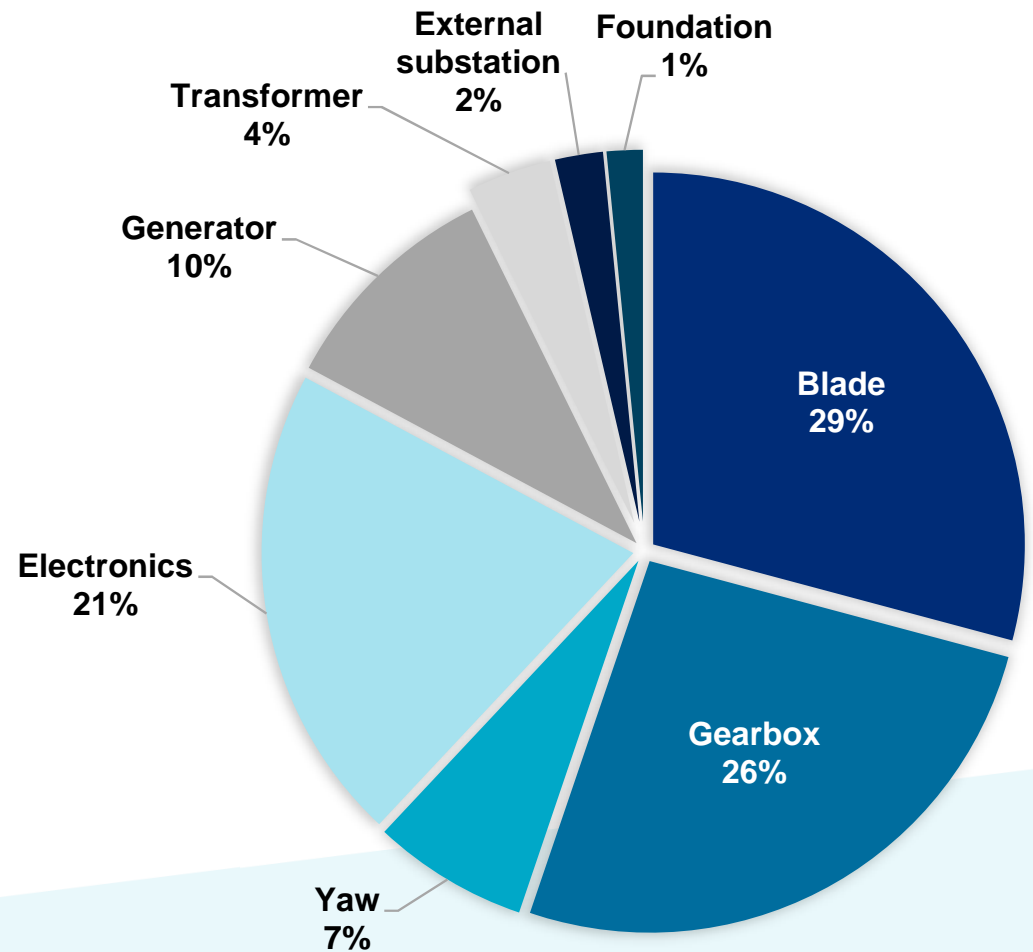
- Mechanical failure is still the most common claim.
- All theft damages refers to copper cable (within the turbine) thefts.
- Blade failures fall into the categories: lightning, various losses, storm and some in mechanical failures



SWEDISH WIND POWER – LOSS SCENARIOS & LEARNING

MOST FREQUENT REPORTED COMPONENT DAMAGE

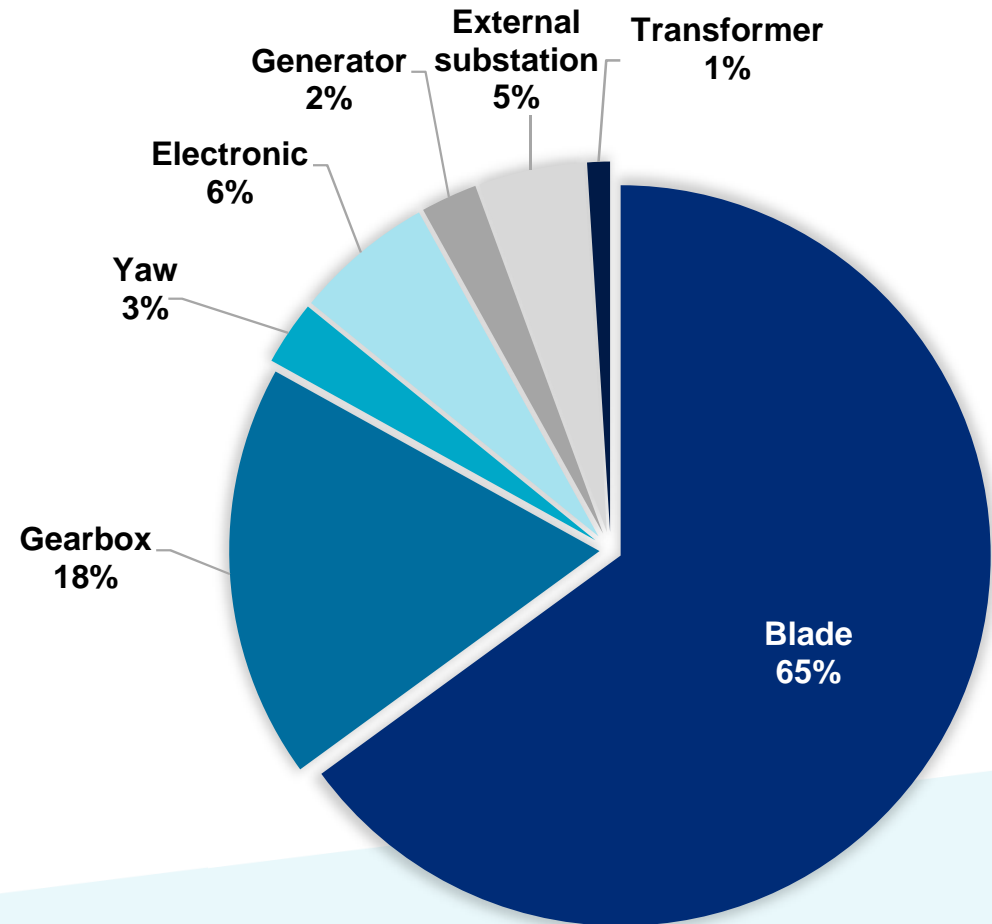
- Blade damage is increasing both in frequency and cost.
- We still see that gearbox damages is a common claim.



SWEDISH WIND POWER – LOSS SCENARIOS & LEARNING

MOST EXPENSIVE COMPONENT DAMAGE

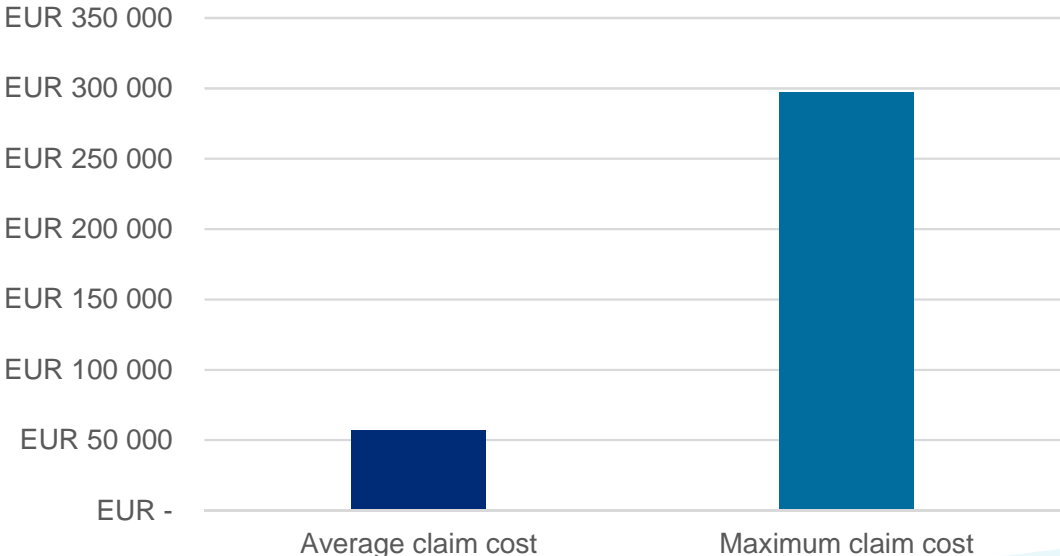
- As turbines are increasing in size the cost for blades are also increasing.
- One explanation for gearbox costs being less than blades costs can be that costs for gearboxes fall into the scope of the O&M agreement.



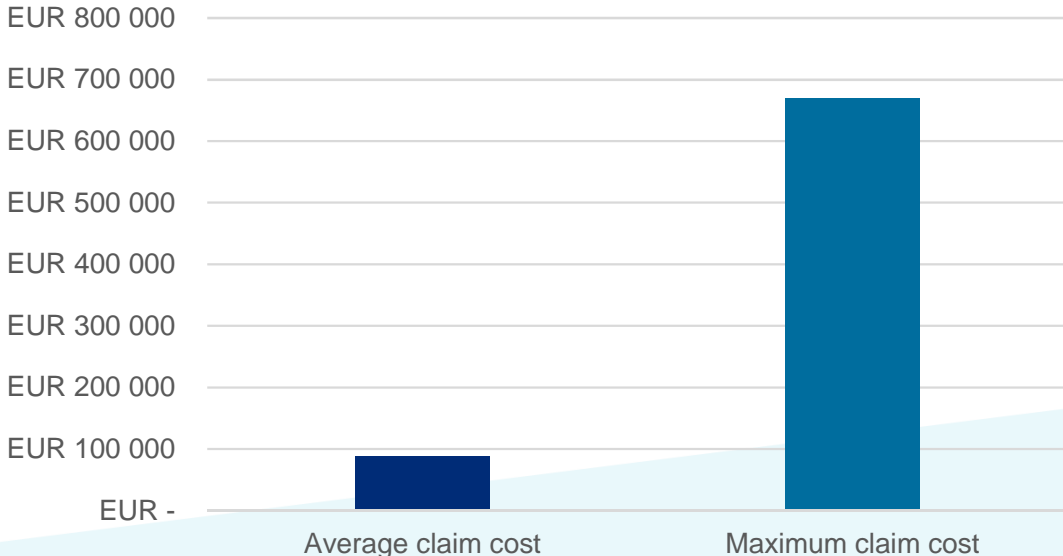
SWEDISH WIND POWER – LOSS SCENARIOS & LEARNING

AVERAGE AND MAXIMUM CLAIM FOR COMPONENT DAMAGE

Lightning damage



Blade damage





Marsh is one of the Marsh & McLennan Companies, together with Guy Carpenter, Mercer, and Oliver Wyman.

This document and any recommendations, analysis, or advice provided by Marsh (collectively, the "Marsh Analysis") are not intended to be taken as advice regarding any individual situation and should not be relied upon as such. The information contained herein is based on sources we believe reliable, but we make no representation or warranty as to its accuracy. Marsh shall have no obligation to update the Marsh Analysis and shall have no liability to you or any other party arising out of this publication or any matter contained herein. Any statements concerning actuarial, tax, accounting, or legal matters are based solely on our experience as insurance brokers and risk consultants and are not to be relied upon as actuarial, tax, accounting, or legal advice, for which you should consult your own professional advisors. Any modeling, analytics, or projections are subject to inherent uncertainty, and the Marsh Analysis could be materially affected if any underlying assumptions, conditions, information, or factors are inaccurate or incomplete or should change. Marsh makes no representation or warranty concerning the application of policy wording or the financial condition or solvency of insurers or reinsurers. Marsh makes no assurances regarding the availability, cost, or terms of insurance coverage. Although Marsh may provide advice and recommendations, all decisions regarding the amount, type or terms of coverage are the ultimate responsibility of the insurance purchaser, who must decide on the specific coverage that is appropriate to its particular circumstances and financial position.

Copyright © 2019 Marsh LLC. All rights reserved.